

A New Chapter in Leading Growth

EARNINGS RELEASE

For the Third Quarter and Nine Months 2025

All figures shows as of 30 September 2025

Key Financial Figures

Third quarter as of 30/9/2025

﷼ Million

	Q3 2025	Q3 2024		%
Revenues	105.1	97.9	▲	7.4%
Gross Profit	38.7	31.5	▲	22.6%
Operating Profit	24.8	22.5	▲	10.4%
EBITDA	43.3	39.2	▲	10.7%
Net Profit	16.3	14.2	▲	14.6%

Nine Months Period as of 30/9/2025

﷼ Million

	9M 2025	9M 2024		%
Revenues	272.0	238.4	▲	14.1%
Deferred revenues	126.2	95.8	▲	31.7%
Gross Profit	78.1	66.4	▲	17.5%
Operating Profit	50.4	43.6	▲	15.5%
EBITDA	105.1	92.0	▲	14.0%
Net Profit	26.6	23.6	▲	12.6%

All figures shows as of 30 June 2025

Key Operational Figures

167K +

Active Members

59

Clubs

128K + 

Men Active Members

42 

Men's Clubs

39K + 

Ladies Active Members

17 

Women's Clubs

CEO Quote



Our performance during the third quarter and the nine-month period of 2025 continued its growth trajectory, driven by an increase in the number of members and the improved operational performance of our existing clubs, in addition to the contribution from the new clubs opened this year.

This was clearly reflected in a 14.1% increase in revenues compared to the same nine-month period of the previous year, demonstrating the strength of our business model and the success of our new brand identity strategy.

We continue to expand our network of clubs, which has now reached 59 clubs across cities in the Kingdom, with 16 projects currently under development at various stages.

The results achieved this quarter reaffirm the success of our new club identity, which enhances our members' experience, expands our customer base, and continues to create sustainable value for our shareholders.



Wael Riad El Merhabi

CEO of Sport Clubs Company

All figures shows as of 30 June 2025

Segmental Performance

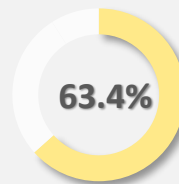
(Body Masters) Men's Clubs

The men's clubs segment (Body Masters) remained the Company's largest revenue contributor, supported by steady growth in memberships and strategic network expansion. As of 30/9/2025, the number of active men members reached 118,967 members, with a 26.9% increase compared to the same period last year.

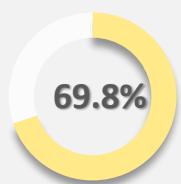
This member growth contributed to a 27.2% increase in revenue from men's clubs during the third quarter of 2025. And a 14.1% increase during the nine months of 2025. The positive trend reflects both growing demand and the strength of the Body Masters brand.

The Company continues to invest in expanding its men's club network, with 42 active clubs as of the end of the quarter, with 8 additional Body Masters' clubs in the pipeline.

9M 2025 Revenues
Distribution



Q3 2025 Revenues
Distribution

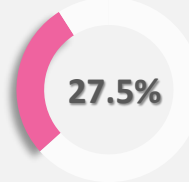


(Body Motions) Women's Clubs

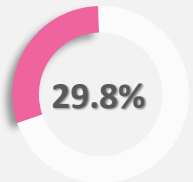
The women's clubs segment (Body Motions) continues to be a key growth driver for the Company. Revenue from women's clubs grew by 21.6% in Q3 2025 compared to the same quarter last year and an increase of 13.0% compared to the nine-months last year, a performance closely tied to the surge in active female members, which rose by 35.5% year-over-year to 39,482 members.

This strong demand is the result of expanding social trends toward wellness and increased participation by women in fitness activities across the Kingdom. The Company responded to this demand with the opening of one new women's clubs during the third quarter, that bringing the total number of active female clubs to 17 as of 30/9/2025, with 8 additional Body Motions' clubs in the pipeline.

9M 2025 Revenues
Distribution



Q3 2025 Revenues
Distribution

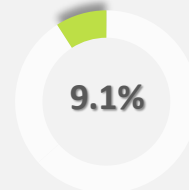


(Body Experts) The Fitness solutions Segment

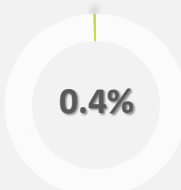
The fitness solutions segment (Body Experts) delivered revenues growth by 17.7% in nine months of 2025 compared to the same period in 2024 and decreasing during the third quarter of the year compared to the same period last year, due to the nature of the construction work of the segment.

The Company continues to enhance this segment through initiatives with several entities, supporting higher margins and diversified income.

9M 2025 Revenues
Distribution



Q3 2025 Revenues
Distribution



-End-



شركة الأندية للرياضة
SPORT CLUBS COMPANY

Investor Relations Contact

Telephone: +966 54 045 9931

Email: IR@sportclubs.com.sa

Disclaimer :

This document is provided solely for informational purposes and does not constitute an offer or invitation to invest in the securities of Sport Clubs Company (Sport Clubs).

The Company makes no assurance regarding the future accuracy of the assumptions underlying these forward-looking statements.

The information contained in this document reflects its status as of the date of issuance and may change without prior notice. While every effort has been made to ensure accuracy, no representation or warranty is given as to the completeness or correctness of the information contained herein.

All information provided is intended for general use only and has not been independently verified.

